

the

FLASH

Prof. Paul Sullivan:

"Put your head in
your armpit.

It smells better."

READ MORE CRAZY PROF. QUOTES INSIDE!

VOLUME 52 ISSUE 7

**ALL ABOUT...DUMPLINGS?
CHECK OUT THE ARTICLE!**

**SUMMER WEATHER=
DELICIOUS DRINKS
IN RACHEL'S RECIPIES!**

**WARNING:
POISON IVY + TICK SEASON
BE ON THE LOOKOUT!**

PREMEIRING APRIL 23RD:

The Wizard of Oz

IMMANUEL LUTHERAN HIGH SCHOOL, COLLEGE, AND SEMINARY

THE FLASH

Volume 52, Issue 7

THE WIZARD OF OZ: Preview For Tonight's Feature Presentation

By Liz Richardson

Lions, tigers, and bears-- oh my! Immanuel Lutheran College is putting on a production of the classic story you love, *The Wizard of Oz*! In this fantastic musical, Dorothy Gale is transported into the land of Oz, where she meets munchkins, scarecrows, witches, lions, and tin men. This story is told by the novel *The Wizard of Oz* instead of by the movie, so even if you think you know the story like the back of your hand, you will still be surprised by what happens at every turn! Besides, who doesn't want to see our classmates perform in character? Who doesn't want to hear Sarah Gerbitz's cackle as she performs as the Wicked Witch of the West, or watch Nick Naumann as the sole male munchkin among the whole munchkin village? Whatever you've come for, whether it be to hear the classic tale be told on stage or to laugh at your classmates, you'd better be there on Friday, April 23rd. Don't miss it!

INSIDE THIS ISSUE:



BANQUET	4
APRIL COMIC	4
FLASH-BACK (D.D.M.N.)	5-6
RACHEL'S RIDICULOUS RECIPES	6-7
YAN YI'S DUMPLINGS	8
SENIOR SPOTLIGHT: NATE REHM	9-10
PROF. QUOTES	11
SAM RODEBAUGH BY SAM RODEBAUGH	12-13
TOUR TESTIMONIALS	13-14
SPRINGTIME AWARENESS	14-16

BANQUET: May 1st, 2010

April 23, and one week until BANQUET! Are you excited? Hopefully by now you've all got your reservations from the Banquet Committee. But if not, I suppose you won't be joining us! I'm limited as to what I can say, but . . . your theme is a compromise of many different elements. Perhaps you've been clued in by rumors or even your own ideas, but we hope the invitations gave you a hint! As you all know, the soon-to-be seniors of 2011 are very individualized. We have a creative, bold, strong, characterized group full of wit and spark, and we hope to portray these traits through the up-coming event we have planned for you!

For Banquet this May, we've finally unified and spent countless hours fundraising (home-made pies, sweatshirts and tees, and donations). It's been a rough ride, and sometimes tensions arise, but we've made it through, and are now more than ecstatic to present BANQUET 2010!

to all supporters of Banquet Committee: thank you for all your contributions!


to After-Banquet Committee: we are all eagerly awaiting the entertainment after the meal!

to our beloved seniors: thank you for everything, all your hard work and good times spent at ILC!

We hope to see you ALL on May 1st, and we hope to make it a truly unforgettable evening!

April Comic

By Liz Richardson



FLASH-back!

NOTE: This article has been restored from the Flash (Volume 43, Issue 4) by Rachel Mackensen

MACKING

originally written by "DDMN"

In this article, I am going to attempt to help my fellow men by presenting a formula for "macking" on ladies. One might ask, "What is *macking*?" Macking is an age-old art in which chumps, like me, get nice girls to like them. This is a delicate procedure, so it must be laid out accordingly. I have derived four M's as a step-by-step process to help any male accomplish this: Motivation, Masterminding, Mood, and Moment. This is not proven for everyone, but it at least provides a foundation to begin with. Without further ado, the process:

Motivation. Before any move is made, examine your Motivation. I hope every man has the same basic motive when it comes to dating: based on your initial attraction, physical, romantic, or otherwise, you would like to get to know your (girl) friend better. This is done to determine whether or not she is a potential life mate. If this isn't the reason, then maybe you should re-evaluate your reasons for dating.

Masterminding. Like any good architect, one must start with a plan. You, the male, must make decisions. You must decide where to take your date, how much money the date is worth, what kind of clothes to wear, etc. These preparations are all part of an intricate plan to impress the lady you seek. Never ask the lady to make a decision on a date! Women don't want to be burdened with such trivial details. The plan is your department. You're on your own. Live with it.



"true love does not come by finding the perfect person, but by learning to see an imperfect person perfectly."

continued on next page ...

continued from last page ...

Mood. Doesn't everyone want to have a good time on a date? To accomplish this feat, it is best to set a perfect Mood early on in the date. Flowers are a great way to start the night off right. Girls love flowers, and they show your sensitive side. Trust me, sensitivity equals big bonus points. Surprising your date with something is also a great way to win her affections. You can surprise her with a gift, the destination, a compliment, or any combination you know she would like. The Mood is almost the most important part of the actual date, but be sure you don't overdo it. You don't want to have to outdo yourself later!

Moment. People may not realize it, but Moments are when relationships can begin to start or may be taken to a new level. Let's say that Guy and Girl go out on a couple of dates. Guy and Girl get to know each other very well, and enjoy another evening which has, so far, gone very well. The Moment was when Guy decides to hold Girl's hand as they watch the sun set. Now let's say that these two have become very serious in their relationship. When the Mood is right to create the perfect Moment, Guy is finally Motivated to get down on one knee, take out a ring, and propose, thus fulfilling his Master Plan.

All four of the M's are vital to the establishment of a relationship, but the resulting union will only be blessed if it falls under the blessing of the Main Master Minder. If both Guy has pursued Girl in a God-pleasing manner and Girl has encouraged Guy in such pursuits, they are sure to be blessed in their labors. With Christ as their solid foundation, there is no way they can be Moved.


Rachel's Ridiculous Recipes

Hey guys! The summer weather is finally here. You know what that means. Time to break out the watermelon and lemonade! Here are some *fantastic* recipes to get you ready for the upcoming season.

WATERMELON ICEE

Ingredients:

- 3 cups fresh watermelon juice
- 3 Tablespoons sugar
- 2 Tablespoons freshly squeezed lemon juice



Continued on the next page ...

... continued from last page

Directions:

Pour the watermelon juice into a shallow glass baking dish. Add the sugar and lemon juice and stir well. Place the dish in the freezer and chill.

Remove the pan every 1/2 hour and stir. The juice will form light, grainy ice crystals as it freezes. Repeat this process until the juice is fully frozen, about 4 hours, depending on the temperature of your freezer. You can also use an icemaker, following the manufacturer's directions.

Serve immediately, or store in the freezer in a covered container up to several weeks.

Blue Lemonade

Ingredients:

5 cups water
1 1/2 cup granulated sugar, or to taste
3 lemons, pared, rind of
6 large lemons, juice of
1/2 cup blackberries
1/2 cup blueberries
Ice (for serving)

Directions:

In a medium saucepan, combine 2 cups of the water with 1 cup of the sugar. Bring them to a boil over low heat, stirring until the sugar melts. Turn the heat up and cook over medium-high heat for 5 minutes, or until the syrup begins to thicken slightly.

Stir in the remaining 3 cups of water with the lemon rind and the juice. Remove the pan from the heat.

In a food processor or blender, puree the blackberries and blueberries and add them to the syrup. Let the mixture cool to room temperature and set it aside for 1 hour.

Strain well into a large pitcher to remove the seeds and skins from the berries. Chill until ready to serve. Serve over ice.



DUMPLINGS!!!

By Yan Yi He



I need to control my hungry stomach in order to finish this article.

When you are on the Internet, type in “ dumplings. ” There will be tons of yummy dumpling pictures waiting for you. Just by looking at the pictures, are you interested in making some at home? Let ’ s get going!! There are several types of dumplings. Today I am going to teach you how to make cabbage pork dumpling. (My favorite dumpling is Fragrant-flowered Garlic with Egg. This kind of dumpling doesn ’ t involve any meat, which makes it not as popular as the ones with meat.)

The things you need before you start: flour, wheat starch, meat stuffing, cabbage, onion, ginger, salt, monosodium glutamate, ground pepper and sesame oil.

Step 1: One cup of warm water with a little bit of salt in it. Prepare a bowl of flour and a little bit of wheat starch. Pour the water into the big bowl and start stirring, then use your hand until the flour and water are well mixed together. Cover the bowl with towel for at least 20 min.

Step 2: Cut the pork, onion, ginger, cabbage into small pieces. Mixed them in a big bowl. Add salt, sesame oil and monosodium glutamate into the bowl. Mix all of them together. Squeeze the water out of the bowl to dry the mixture.

Step 3: Remove the dough to a lightly floured board, divide the dough into 2 big pieces. Take the first part, roll it to form a stick shape, then cut it into small pieces. For each small piece, use a stick to make a circled shape. Put a little bit more flour on the surface.

Step 4: When you have all the small pieces ready, now you could fill the circle with the mixed vegetable and meat. Remember when you are going to fold it, make sure all the fillings are covered.

Step 5: You need boiled water ready for the finished dumplings. Make sure you use a deep pot. Drop dumplings one-by-one into the boiling water. Stir carefully with a spoon—start from the bottom of the pot. Wait until the water boils again. Then add a small bowl of cold water until it boils again. Next, check whether the dumpling is done. Try one to see if you like it! If you are sure it is done, get all the dumplings out and enjoy the delicious food!

What are you waiting for? Come on, let ’ s get going! Make your favorite flavored dumpling!



SENIOR SPOTLIGHT: NATE REHM

By David Rehm

As I hope all of you know, Nate is my brother. As a senior here at ILC, he will be graduating and moving on to bigger and better things. For those of you who haven't gone to school with him very long, and those of you who have, I hope you will learn something new about him. That is, besides the fact that he is madly dedicated to basketball.

David- Where is your hometown?

Nate- I was born and raised in Eagan, MN.

D- What is your fondest memory of being a kid?

N- Every Friday night we used to go play basketball at the activity center (Berea's gym) with the Taylor's and Tester's.

D- What was it like having your mom as a teacher for grade school?

N- I always called here Mrs. Rehm. I acted like she wasn't my mother.

D- What is something people wouldn't know about you?

N- I was a huge Harry Potter fan.

Carl- He likes poetry.

N- That's embarrassing.

C- No it's not.

D- He made the MBDA (Music Band Directors Association) Honor Band in grade school.

D- What is your greatest achievement of high school?


N- Making ten thousand shots from the beginning of summer to the beginning of basketball season between junior and senior year.

D- What are your plans after high school?

N- I plan to go to the U of M (Minnesota) in the Twin Cities and live at home, majoring in engineering of some variety, hopefully minoring in journalism or English.

D- Do you have any words of wisdom?

N- Don't try to do too much, but be dedicated to the activities you do.



Where do you see Nate in the future?

David- Nate will be married with a couple of kids and drive an Audi. He will live in the suburbs and commute to his job in the city where he will write for some well-known and well-published newspaper. He will still be a basketball shoe fanatic and rock the hottest kicks while playing old man ball.

Carl- Nate will be married to a hot, younger woman and will be reporting on national news about the stock market.

Ryan- Nate will realize his true passion for writing and designing shoes while attending the U of M. He will quickly open up a shoe store while writing for a couple magazines in his spare time. He will eventually get married and settle down from his exciting life and raise a family full of basketball stars.

Kurt- See senior prophecies in the Lance

continued on next page . . .

... continued from page 9



NATE'S FAVORITES

Food- Lasagna or Pizza

Non-dairy Food- Homemade Pizza with Goat Cheese

Band- Fall Out Boy

Color- Red

Sport- What kind of question is that? It's basketball for those of you who have been hiding in a cave for the past four years.

Movies- Bourne Trilogy

Sports Team- Minnesota Gophers

Basketball Shoe- Air Jordan XVIII

Sports Legend- Michael Jordan

Meal at ILC- Barbeques

Pastime- Contemplating Song Lyrics

Bible Passage- 2 Corinthians 5: 14-15 *“For the love of Christ compels us, because we judge thus: that if One died for all, then all died; and He died for all, that those who live should live no longer for themselves, but for Him who died for them and rose again.”*



NOTORIOUS QUOTES FROM OUR EDUCATED PROFESSORS

(from the FLASH Issues of 1999-2003)

“ I don’t want people to favor me
because I’m cute.”

-Prof. Sullivan

“ Back in my day, we were always
running around after the girls.
I must’ve been born too early.”

-Prof. Lau

“ **It sounds like some crazed idiot with
a staple gun.**”

- Prof. Ross Roehl

“ You’re up a tree without a tree fort.”

-Prof. Kranz

“ Slave laborers become rock stars.”

-Prof. Lau

“ **The guy’s dying! Give him a cocktail!**”

- Prof. Sullivan

“ I can’t help it, I’m date challenged!”

-Prof. Ross Roehl

“**And does your hot pot listen to you?**”

- Prof. Buck

“ **Identities are your friend.
They won’t lie to you or
steal your girlfriend.**”

- Prof. Schierenbeck

“ Actually, you look a little bit
like a cute walrus that way.”

-Prof. Sullivan

“ Put your head in your
armpit, it smells better.”

-Prof. Sullivan



SENIOR SPOTLIGHT: Sam Rodebaugh

By Sam Rodebaugh

Perhaps some of you know this senior. Perhaps some of you don't know him. Perhaps I know him better than all of you, so stop asking why I wrote his senior spotlight. Thank you. Enjoy.

DISCLAIMER: The views and opinions expressed in this interview are not necessarily those of the author.

S.R: "So, you're a pretty good looking guy."

S.R: "Thank you."

S.R: "When did you first realize this for yourself?"

S.R: "Well, once as a baby, I was being fed by my mother, and I caught my reflection in the spoon. All I could say was, 'Wow.' And that was my first word."

S.R: "Inspirational. So, other than being really, really ridiculously good looking, what else are you known for?"

S.R: "Well, I'm a diehard Brewers and Packers fan. I play sports year round. My friends call me Jock. I do pretty well in school. People call me Ace. I live on spontaneity, some find it hard to keep up. They call me Wildcard."

S.R: "Who was your childhood role-model when you were growing up? Who influenced you to become who you are today?"

S.R: "Well, there are quite a few, but I'd say the figure that played the biggest role in my life would have to be Winnie the Pooh. He influenced my life and personality in many ways. From my abnormal love for honey, to the abnormal way that I spell HuNny, he's done it all. Not to mention the way I spell "pooh."

S.R: "Do you have any pet peeves that you want to let everyone know about?"

S.R: "I don't like it when people gossip or complain (especially when they complain about the pros). Also I don't like it when someone only talks to you because you talk to them first. People, especially around here, should feel free to talk to anyone and everyone."

S.R: "I agree with you completely."

S.R: "I also don't like it when a person agrees with everything."

S.R: "Touché. In your opinion, what are your crowning high school achievements?"



* FAVORITES *

Movies:

Action/War: Braveheart

Comedy: Zoolander

Tear-jerker: Field of Dreams

Disney: Lion King

Book: Moneyball, The Art of Winning an Unfair Game

Bands: Weezer, Jack Johnson, Coldplay

Food/Drink: Jelly Filled Donuts; Orange Juice

Prof: Prof. Meyer

Bible Passage: John 16:33; Habakkuk 3:17-19; Hebrews 12:1-3

... continued from last page

S.R: "Running in the 17's in Cross Country, Cross Country 1st Team All-Conference, and my game winning double during my junior year."

S.R: "How have you changed in your years of being here?"

S.R: "Well, I came up to Immanuel as a wimpy, noisy, little freshman, always annoying those around me. Now I am a taller, still wimpy, still noisy senior, but I am less annoying to those who have come to know me very well. I have become more mature and have grown socially and spiritually."

S.R: "Do you have any words of wisdom for the younger students here at Immanuel?"

S.R: "A stitch in time saves nine. Also, the things you do and the reputation you build here at Immanuel will stick with you for the rest of your life. The people around you here are your peers, your Christian brethren. Talk to everyone, make friends, earn their respect, build up a solid reputation. It can be very hard to build up a good reputation, and very easy to lose it."

S.R: "Those are some—"

S.R: "—Also, join the Cross Country team."

S.R: "Thank you for your insights. What will you take away from Immanuel?"

S.R: "I've been thinking hard about this question, and I've finally decided. I was thinking I'd take a clock, maybe a rolley chair, and probably a couple of toilet seats. But I'm coming back next year, so I'll probably bring them back."

S.R: "So you're planning on coming back next year, what are your plans?"

S.R: "Well, I'm joining the Pre-Theology program next year, and I'll let the Lord guide me and decide what is best for me."

I had interviewed people on where they thought Sam would be in 10 years, but I think it is highly unlikely that he will be a professional baseball player, a traveling theologian, and a world class singer/ actor/ comedian. So I will leave them out.

TOUR CHOIR 2010: COLORADO

By Melanie Hallstein

I asked a couple tour members from this year's tour out to Colorado to provide some input on the trip ... It was such a great time, and I'm counting down the days till try-outs next year! You can hear for yourself some different stories and perspectives. What an amazing opportunity—showing all those people your burning love for your Savior.

"The bus rides were long but lots of fun. I'm really glad I got to share God's Word with so many people. It was a great opportunity!" - Ryan Augustin

. . . continued from last page

“On Monday or Tuesday of our trip we stopped in Cheyenne, WY - really cool right? We had about 4 hours to burn in this city about the size of Eau Claire, with nothing but cowboy shops and a museum. Thankfully, we had lots of friends to share in the happiness!” -Emily Hulke

“On our way to Denver, our bus driver took us through the high, steep mountain passes of the Rockies. Snow capped peaks and intensely beautiful views of the valleys and hills reminded me of God and his wonderful gift of creation! On top of this, I was glad to be on the road and ready to spread God’s message of salvation through song.” -Leah Fleischer

“In Cheyenne, WY, I stayed at Feichtner’s uncle’s house. Christopher and I stayed in a camper in the street. We ate a lot of elk and antelope jerky, because Mr. Sprengeler is a big hunter. I didn’t feel very good after that night and I stepped outside the camper and threw up everywhere. I covered up my puke with rocks.” -Sam Rodebaugh

It was an absolute incredible experience—getting out into the country and singing about our faith! Standing amid the voices, singing with a smile, and meeting new faces was the highlight of my trip. We have Prof. Reim, all the hosting families and churches, and God Himself to thank. Good luck for next year’s try-outs!

Spring is Here—but so are Poison Ivy and Ticks!

By Bryan Kottke

We are all extremely happy to see that spring has finally dawned upon us yet again, and very early this year too! But with spring comes some rather unwelcome guests. Yes, our woods have poison ivy and ticks, but that shouldn't stop you from enjoying God's great creation right here on campus. I want to give some words of warning, though, before you go barreling down to the creek. The recent “renovations” in the woods have created the perfect habitat for poison ivy, so we'll probably see much more of it from now on. First of all, I would like to say that, “No, you are not immune to poison ivy!” You may not have gotten a rash before, but that doesn't mean you are safe. The poison ivy allergy is developed over time as you are exposed to it more and more until one day your immune system recognizes it as a threat and BAM! You break out and itch like crazy. Every exposure thereafter will be progressively worse. You are actually reacting to urushiol, the oil that poison ivy contains.



The best way to prevent getting a rash is to recognize what poison ivy looks like and avoid it. A great saying to remember is “Leaves of three, let it be.” If a plant has three leaves and you don't know what it is, just don't touch it. It also helps to wear long pants, but remember that the oils still stick to clothing and they will need to be washed if they are exposed to poison ivy (regular laundry soap works fine). If you know that your skin has come in contact with poison ivy, you have about 15 minutes before the oils bond with your skin. The best thing to do is immediately run the affected area under cold water for a few minutes, but don't use soap because that will spread the oils around even

more. Otherwise Shopko has a great poison ivy wash in the medication department. It really helps to stop the rash from spreading because it can wash away the oils after they bond with the skin. If you have a very bad rash or it spreads to sensitive areas such as your face, you may want to contact your doctor so they can give you the medication and treatment you need. After my “accident” with poison ivy last fall, I found a great website that will answer any questions you might have;

www.poisonivy.us.

One other pest you will have to look out for in the woods is the tiny tick. These little buggers can carry a variety of diseases, but they are most known for carrying Lyme disease. Unfortunately, our area of Wisconsin has the densest deer tick population in the country. This does NOT mean you will get bit and die. No one has died from Lyme disease in a very long time. Thanks to modern antibiotics, Lyme disease is very easy to treat, but I do not recommend you get it because it still stinks. Ticks are active just about anytime the snow is gone. However,

there are tick seasons when they are present in great numbers. Springtime, right when things start warming up is usually the worst time of year. They are everywhere! There is also a smaller tick season in the fall. The best way to prevent getting bit is to wear long socks, pants, and shoes. Also remember to always put on bug spray. Ticks are especially abundant by water since this is where mammals come to drink. They also like grassy meadows and brush patches. When you have been in an area where ticks are active, you should always do a tick check afterwards. Ticks

like to hide in tight moist areas on your body such as the waist, back of knees, and armpits. If you do find that a tick has imbedded itself, the sooner you act the better. You may have heard that putting rubbing alcohol on a tick or putting a lit match to its back end will work for removing them. Do not do this! Yes the tick will probably back out eventually, but anything that agitates the tick will cause it to regurgitate its stomach before it backs out. This releases even more harmful organisms into your body. You should instead remove the tick with a tweezers. Gently grasp the tick as close to the skin as possible and pull out slowly. Do not yank, twist, or touch the tick with bare skin. Check to make sure that all of the mouthpiece has been removed.



Go have fun now that you are better prepared and know what to look out for!



QUICK FACTS (ABOUT TICKS AND POISON IVY)

- Urushiol oil, the oil on poison ivy, stays active on any surface, including dead plants, for up to 5 years.
- Upwards of 90% of people are allergic to urushiol oil, it's a matter of time and exposure. The more times you are exposed to urushiol, the more likely it is that you will break out with an allergic rash. For the first time sufferer, it generally takes longer for the rash to show up - generally in 7 to 10 days.
- 1/4 ounce of urushiol is all that is needed to cause a rash in every person on earth.
- Ticks do not fly or jump, but they do drop from trees and bushes.
- They can detect heat emitted or carbon dioxide respired from a nearby host.
- Ticks are about the size of a match head or smaller.

Credits:

COVER PAGE: Liz Richardson

CONTRIBUTORS: Yan Yi He Liz Richardson Sam Rodebaugh
Melanie Hallstein Rachel Mackensen David Rehm "D.D.M.N" Bryan Kottke

EDITORS: Melanie Hallstein Christina Hein

FLASH ADVISOR: Prof Lau

LAYOUT: Leah Fleischer Melanie Hallstein

TYPISTS: Leah Fleischer

COPYIST: Hannah Tiefel